
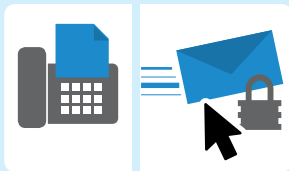


# Virtual Cards Hotel Factsheet



**As the demand for frictionless check-in is increasing, hotels are gearing up to offer a seamless experience.**

Over 60% of virtual cards are now sent via secure email and hotels are charging virtual cards just like any other card not present booking.



## **Choose secure email over fax**

Make sure you get booking confirmations paid with virtual cards sent to your hotel by secure email instead of fax.



## **The perfect hotel check-in**


When your guests arrive, payment is easy. They won't have a physical plastic payment card to show at check-in. Find the virtual card details sent directly to your property management system.



## **Train your staff**

Virtual cards are processed in the same way as any "card not present" (CNP) transaction. Make sure your team treats virtual card bookings in same way as a standard CNP booking.

# The 4 ways to confirm virtual card bookings at check-in



1 Find the email with all payment details sent to your property management system at the time of booking.



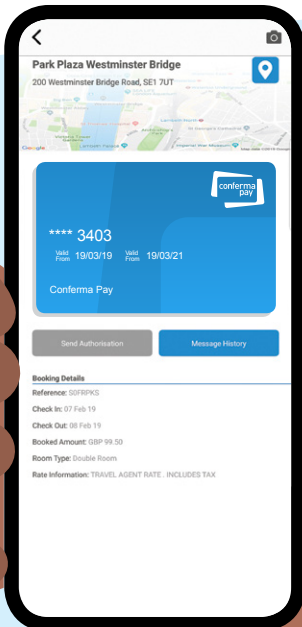
2 Alternatively, ask the traveller to show you their confirmation email.



3 Ask travellers who have the Conferma Pay app to show you an image of the virtual card used.



4 Ask travellers who have the Conferma Pay app to resend their confirmation email to a hotel email address.



## Do you prefer email over fax?

Nearly everyone does, make sure we know

Register your preference here:

<https://www.confermaconnect.com/register.aspx>

For more information visit:

<https://www.confermapay.com/connect>



Working in partnership with:

